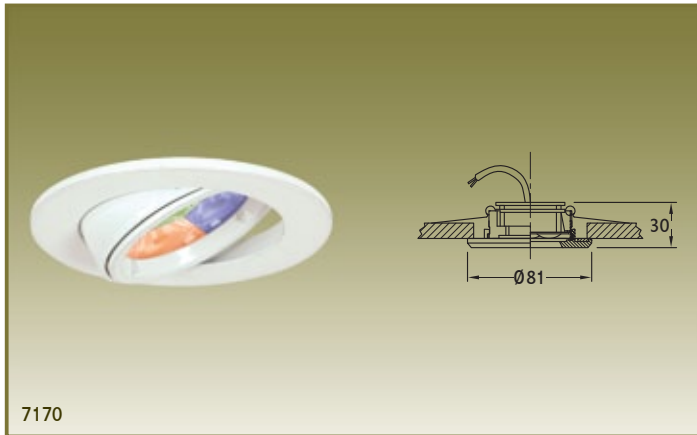
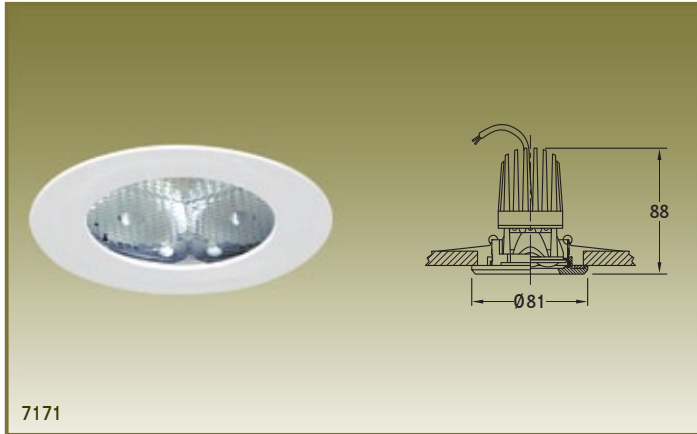


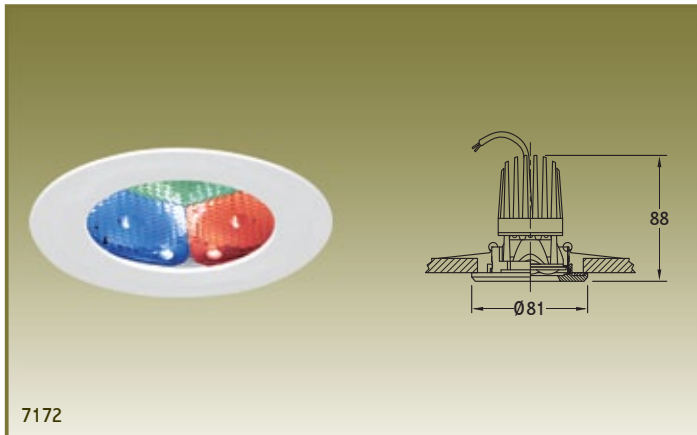
7169



7170



7171





7172

ID	DESCRIPTION	DIMENSION mm	PRICE Rs.
----	-------------	-----------------	--------------

LED ADJUSTABLE DOWN LIGHTERS - RECESS MOUNTING


C.O.D

7169	3 x 1W, Monocolour with external driver, adjustable with white powder coated trim ring		2680/-
------	--	---	--------

7170	3 x 1W, RGB, adjustable with white powder coated trim ring		2800/-
------	--	---	--------

LED FIXED DOWN LIGHTERS - RECESS MOUNTING

7171	3 x 3W, Monocolour, with external driver fixed with white powder coated trim ring		3680/-
------	---	---	--------

7172	3 x 3W, RGB, fixed with white powder coated trim ring		3880/-
------	---	---	--------

NOTE : Available in white (warm white - 3400°K and cool white - 7000°K), blue, red, green and yellow. LED : Light Emitting Diode. C.O.D : Cut Out Dimension. Product is to be identified by ID No. followed by beam angle and colour. Beam angle narrow beam : 8°-12°. wide beam 40°-45°. The above luminaires are suitable for use in 240V ac supply.

ID	DESCRIPTION	DIMENSION mm	PRICE Rs.
LED ADJUSTABLE DOWN LIGHTERS - RECESS MOUNTING			
C.O.D			
7150	3 x 1W, Monocolour with external driver, adjustable with white powder coated trim ring	Ø 82	3400/-
LED FIXED DOWN LIGHTERS - RECESS MOUNTING			
7165	3 x 1W, Monocolour with external driver, adjustable with white powder coated trim ring	Ø 82	3800/-
7190	5 x 1W, Monocolour, with external driver adjustable with white powder coated trim ring	Ø 154	5580/-
7199	5 x 1W, Monocolour, with external driver adjustable with white powder coated trim ring	Ø 154	5980/-

NOTE : Available in white (warm white - 3400°K and cool white - 7000°K), blue, red, green and yellow. LED : Light Emitting Diode. C.O.D : Cut Out Dimension. Product is to be identified by ID No. followed by beam angle and colour. Beam angle narrow beam : 8°-12°. wide beam 40°-45°. The above luminaires are suitable for use in 240V ac supply.